ATTENTION YOUNG ARTISTS!!

Summer Art Contest

with Patrick Ching

PatrickChingArt.com

Send email to KAUA'I family by July 15th.

How To Draw an 'A'ama Crab

Though it is basically black, you can have many colors within it.
Here's an easy three step drawing of the black rock crab called 'a'ama in Hawaiian.

Step 1: FORMING –
Lightly draw a circle for the body with legs in three pieces. Make two long ovals and a pointed end that looks like a paint brush tip.

Put the eyes right over the shell line and make ovals where the pincers go.

Step 2: OUTLINING –
Go over the light drawing with darker lines. Notice how the pincers are done. Add the designs on crab's back, a rock, some splash lines and waves.

Step 3: SHADING –
Color your crab with black and any colors you like. They have many colors in them. Color the rock and ocean too. The splash can be kind of white.

1



2



3

Email your art to: info@KauaiFamilyMagazine.com by July 15th.

It's easy to submit your art for our contest. eMail us, and include your name, age, grade, school and phone number.

Spring Winner!

Kiley Parkinson

Age 9 Grade 4

Kapa'a Elementary School

Kaua'i Family Magazine thanks all the young creative artists for their participation. Everyone's a winner with us!

Honu | Honorable Mentions

Adelaide Scarbo
Age 9, Grade 3
Kalaheo Elementary School

Amelia Taylor
Age 7, Grade 1
Island School



Hope Viohl
Age 12,
Olelo Christian Academy

Jackson Farslow
Age 8, Grade 2
Wilcox Elementary School

Jazlyn Corpuz
Age 11
Chiefess Kamakahelei Middle School

Makayla Fontaine
Age 8, Grade 2
Kalaheo Elementary School

Malia Diegmann
Age 7, Grade 1
Kalaheo School



Michah Garcia
Age 13
Olelo Christian Academy

Naiya Girald
Age 9, Grade 4th
Wilcox Elementary School



Talitha James
Age 9
Olelo Christian Academy

Thanh Nguyen
Age 9, Grade 3
King Kaumuali'i School

Ava Jade Concepcion
Age 11, Grade 6
Kapa'a Middle School

Levi Millard
Age 6, Grade 1
Wilcox Elementary School

Trestany Hustace-Fu
Age 8, Grade 3
Koloa Elementary,